
















ACHIEVE LAUNDRY HEAVEN EVERY TIME






With Dr. Beckmann's essential clothing label guide

Dr. Beckmann recently carried out some research into the nation's laundry habits and we found that a shocking eight out of 10 adults aged 18-25 admit that they have absolutely no idea what washing instructions on clothing labels actually mean!

Now that's a lot of unloved clothes.

So to save the nation from laundry hell and the ruination of thousands of beloved garments - Dr. Beckmann has compiled a simple yet definitive guide to those all too confusing clothing labels. This way, you can achieve laundry heaven forever!

LABEL	INSTRUCTION
WASHING	
	Wash the garment by hand
   	Machine wash at the indicated maximum temperature - 30° - Non colourfast and delicate finishes 40° - Colourfast colours with special finishes 60° - Colourfast cotton, linen and viscose 95° - White cotton and linen
  	Lines underneath indicate type of programme to use - No line - cotton One line - synthetic Two lines -Wool/ Delicates
	Do not wash
	Dry-clean only
TUMBLE DRYING	
	May be tumble dried
	Tumble dry at normal heat setting
	Tumble dry at a low heat setting
	Do not tumble-dry
IRONING	
	Use a hot setting to iron the garment

	Set the iron to a warm temperature to iron garment
	Iron garment at a cool setting
BLEACHING	
	Clothes carrying this symbol on their label can be bleached.
	Only use oxygen or non-chlorine bleach
	Clothes carrying this symbol on their label cannot be bleached.